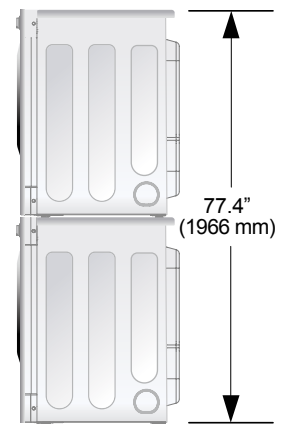
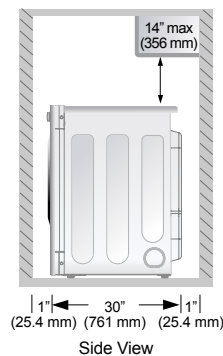
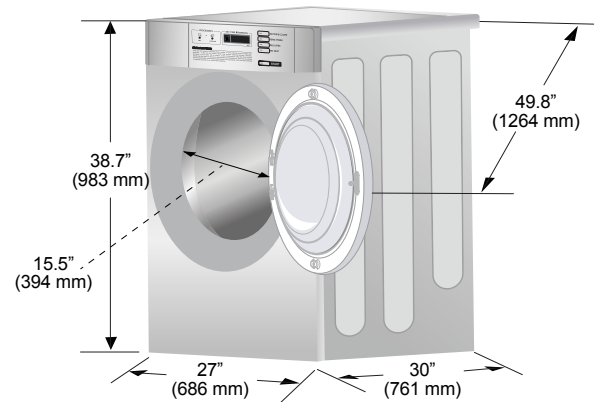


LG High-Efficiency Platinum Dryer

CARD- & COIN-OPERATED DRYER



Platinum Dryer GD1329 (Coin & Card Control)			
Cylinder		Gas	Electric
Capacity	lbs (kg)	22.5 (10.2)	22.5 (10.2)
Cylinder Diameter	inch (mm)	26.1 (663)	26.1 (663)
Cylinder Depth	inch (mm)	22.5 (570.6)	22.5 (570.6)
Cylinder Volume	cu ft (l)	7.1 (201)	7.1 (201)
Dimensions & Weight			
Net Weight	lbs (kg)	130 (59)	130 (59)
Crated Weight	lbs (kg)	143 (65)	143 (65)
Machine (WxDxH)	inch (mm)	27 x 30 x 38.7 (686 x 761 x 983)	27 x 30 x 38.7 (686 x 761 x 983)
Machine w/door opening	inch (mm)	49.8 (1264)	49.8 (1264)
Shipping Dimensions (WxDxH)	inch (mm)	29.9 x 31.3 x 46.1 (760 x 795 x 1170)	29.9 x 31.3 x 46.1 (760 x 795 x 1170)
Operation			
Heating Type		Gas	Electric
Motor	kW	0.4 (120V/60Hz)	0.4 (120V/60Hz)
Gas Ratings	BTU/h	20,000	—
Heating Element	W	—	5400 ²
Program Duration (default)	mins	45	45
Connections			
Air outlet diameter	inch (mm)	4 (100)	4 (100)
Exhaust airflow	CFM	150	150
Circuit Protection	V/Hz/Ph Amps	120/60/1 15 Amps	208/240/60/1 30 Amps (3 or 4 wire, depending on local code)
System & Control			
Pricing Program		Special Vend Price	Special Vend Price
Intelligent Electronic Controls		•	•
Convenience Features			
End of Cycle Tone		•	•
Heater Type		—	Multi-Level Control
Gas Valve Type		On/Off	—
Reversible Door		•	•
Remaining Time Display		•	•
Self Diagnosis		•	•
Status Indicator		•	•
4 Adjustable Leveling Legs		•	•
Coin Box Open Sensing		•	•
External Finish			
Top Plate		Porcelain (Single) / Painted Steel (Stack)	Porcelain (Single) / Painted Steel (Stack)
Transparent Glass Window Door		•	•
Colors		Stone Silver	Stone Silver
Cabinet		Painted Steel	Painted Steel
Control Panel		Steel	Steel



* Product specifications are subject to change without notice. Please contact Continental Girbau for the most current and complete technical specifications, architectural line drawings and warranty information.